



**ELODENA**  
www.elodena.com

**PRODUCTS CATALOGUE  
2021**

---

**ALDER | ASPEN | THERMO ASPEN**

## ABOUT US

---

**ELODENA works in wood processing industry since 2000 and specializes in making high quality ALDER and ASPEN products.**

We are constantly supplying materials for other manufacturers and distributors. High quality products, wide range of assortment, delivery on time – our main focus. Also, our products assortment consists of many different sizes raw/dried/calibrated wood pieces for manufacturers and also final products for interior and saunas finishing.

### **WE MAKE:**

- A. Wall paneling boards;
- B. Boards for sauna benches;
- C. Many different sizes and designs interior finishing elements like: doors trims, walls skirting boards, outer/inner corner elements and etc;
- D. Raw/dried/calibrated sawn wood for other businesses needs.

**Company founded in late 2000s as pallets boards manufacturer, later changed its direction to making high quality wood-pieces.**

ELODENA has started activity in 2000 in Karališkiai village, Šakiai county and continued there until 2011 when moved to Jurbarkas town industry area, in Lithuania. In the beginning, products range consisted only of pallet boards, but with constantly increasing production output, number of employees and quality of new machinery, company decided to go further and to start making time and knowledge demanding – high quality wood-pieces and planed products.

With new step taken, company began collaborations with big European finishing and sauna materials factories and started to supply sauna products for local market. Since establishment ELODENA keeps working successfully and looking for new possibilities in wood market business.







WHITE ASPEN



THERMO ASPEN



ALDER



ALDER

## SHP PROFILE BENCH BOARDS

SHP profiled boards are always good choice for various sauna interior benching applications. Three main wood types (alder | aspen | thermo aspen) and wide variety of dimensions make decisions more difficult but help to implement imagined dreams sauna design. Choose between desired quality option and lengths.

profile: <b>21/27 X 21/42</b> quality: <b>A</b> lengths: 2100/2400	alder <input checked="" type="checkbox"/>	aspen <input checked="" type="checkbox"/>	aspen thermo <input type="checkbox"/>
profile: <b>27 X 65/88</b> quality: <b>AB   A</b> lengths: 400-3000	alder <input checked="" type="checkbox"/>	aspen <input checked="" type="checkbox"/>	aspen thermo <input checked="" type="checkbox"/>
profile: <b>27 X 120/140</b> quality: <b>A</b> lengths: 1800-2400	alder <input checked="" type="checkbox"/>	aspen <input checked="" type="checkbox"/>	aspen thermo <input type="checkbox"/>

## STP | STS | STV | STF PROFILE WALL PANELS


When it comes to interior or sauna wall panelling solutions, mainly four profiles types are available - STF | STV | STP | STS. For more traditional designs, STP or STV panels are the option to create cosy environments. STS and STF can help to compose contemporary wall patterns to fulfill highest client requirements. Lengths varies from 1500 to 2400mm.

profile: <b>STF 11 X 66</b> quality: A lengths: 1800-2400	alder <input checked="" type="checkbox"/>	aspen <input checked="" type="checkbox"/>	aspen thermo <input type="checkbox"/>
profile: <b>STV 11 X 89</b> quality: A lengths: 1800-2400	alder <input checked="" type="checkbox"/>	aspen <input checked="" type="checkbox"/>	aspen thermo <input checked="" type="checkbox"/>
profile: <b>STP 15 X 90</b> quality: A lengths: 1500-2400	alder <input checked="" type="checkbox"/>	aspen <input type="checkbox"/>	aspen thermo <input type="checkbox"/>
profile: <b>STS 15 X 90</b> quality: A lengths: 1500-2400	alder <input checked="" type="checkbox"/>	aspen <input type="checkbox"/>	aspen thermo <input type="checkbox"/>



STV

STS



STP

STF



DOOR TRIMMING













OUTER CORNER

FINISHING ELEMENT

INNER CORNER

## INTERIOR FINISHING ELEMENTS

The last final touches while intalling new room/sauna interior are very important to the end look. Various purposes small finishing elements are required to make look new premise as it was designed on drawings. The main elements lists can be find below. Other profiles and sizes are also could supplied with custom requests.

profile: <b>Door trim</b> profile: <b>11 X 42/70</b> quality: <b>A</b> lenghts: <b>1800-2400</b>	alder 	aspen 	aspen thermo 
type: <b>Outer corner</b> profile: <b>28 X 28</b> quality: <b>A</b> lenghts: <b>2100/2400</b>	alder 	aspen 	aspen thermo 
type: <b>Inner corner</b> profile: <b>15 X 15/24 X 24</b> quality: <b>A</b> lenghts: <b>2100/2400</b>	alder 	aspen 	aspen thermo 
type: <b>Finish element</b> profile: <b>7 X 28</b> quality: <b>A</b> lenghts: <b>2100/2400</b>	alder 	aspen 	aspen thermo 


## RAW | DRIED | CALIBRATED SAWN WOOD

For companies which are in the market for making their own custom wood products from alder and aspen wood, we can offer sawn wood in three main states: RAW | DRIED | CALIBRATED. Raw wood is only sawn to described dimensions and delivered to client. Dried wood is additionally dried to required moisture (6-8%). Calibrated wood is being dried and planed into exact dimensions for more accurate work later with minimal losses.

type: <b>RAW</b> profile: <b>21/32 x 32-175</b> quality: AB   A lengths: 1600-3000	alder <input checked="" type="checkbox"/>	aspen <input checked="" type="checkbox"/>	aspen thermo <input type="checkbox"/>
type: <b>DRIED</b> profile: <b>21/32 x 32-175</b> quality: AB   A lengths: 1600-3000	alder <input checked="" type="checkbox"/>	aspen <input checked="" type="checkbox"/>	aspen thermo <input type="checkbox"/>
type: <b>CALIBRATED</b> profile: <b>18/31 x 31-140</b> quality: AB   A lengths: 400-3000	alder <input checked="" type="checkbox"/>	aspen <input checked="" type="checkbox"/>	aspen thermo <input checked="" type="checkbox"/>
type: <b>CUSTOM</b> profile: <b>16-32 x 20-175</b> quality: AB + A lengths: 400-3000	alder <input checked="" type="checkbox"/>	aspen <input checked="" type="checkbox"/>	aspen thermo <input type="checkbox"/>



RAW




DRIED



CALIBRATED



CLIENT SPECIFIC DIMENSIONS



**QUALITY ON REQUEST**



**WE ALWAYS DELIVER  
ON TIME**

27 X 88

**CUSTOM MADE  
DIMENSIONS**

2021+

**YOUR LONGTERM  
PARTNER**

**WE WORK FOR YOU**

---



## YOU CAN ALWAYS CONTACT US

---

STATYBININKŲ G. 2B  
JURBARKAS LT-7411  
LITHUANIA

[INFO@ELODENA.COM](mailto:INFO@ELODENA.COM)

[WWW.ELODENA.COM](http://WWW.ELODENA.COM)

+370 447 78049